

Tabs and Scores: Your Essential Guide to Notes, Chords, and Ukulele Strumming

The image displays a musical score for the piece "Canon in D" by Johann Pachelbel. The score is presented in a standard musical notation format, including a treble clef, a key signature of one sharp (F#), and a 4/4 time signature. The notation shows a series of chords and notes across several measures. A watermark "textbook.mamanbook.com" is visible diagonally across the score. Below the musical notation, a series of chord diagrams are provided, corresponding to the chords used in the piece: D, A, Bm, F#m, G, D, G, and A. The chord diagrams are represented by letters and numbers indicating fingerings on the strings.

Are you ready to unlock the world of ukulele playing? Whether you're a beginner or an experienced musician looking to expand your horizons, tabs and scores are your indispensable tools. They provide a roadmap to the

melodies and chords that make up your favorite songs. In this comprehensive guide, we'll dive into the ins and outs of tabs and scores, empowering you to play any ukulele song with confidence.



We wish you a Merry Christmas - Solo Guitar Easy Level - Christmas Song In Standard Notation and Tablature for Beginners: TABS and Scores with short TAB description and Chord Chart, Ukulele Strum

by Golden Note

★★★★☆ 4.5 out of 5

Language : English
File size : 6026 KB
Text-to-Speech : Enabled
Screen Reader : Supported
Enhanced typesetting : Enabled
Print length : 8 pages
Lending : Enabled



What Are Tabs and Scores?

Tabs and scores are two different ways of presenting musical information.

Tabs (Tablature): Tabs resemble guitar tablature, displaying the strings of the ukulele as horizontal lines. Numbers indicate the fret you should press on each string to produce the desired note.

Scores (Sheet Music): Scores use traditional musical notation, with a staff representing the different pitches and a clef indicating the range of the music. Notes are placed on the staff, and lines and spaces indicate the pitch.

Short Tab Description

Tabs for ukulele are relatively straightforward to read. Here's a short tab description to help you get started:

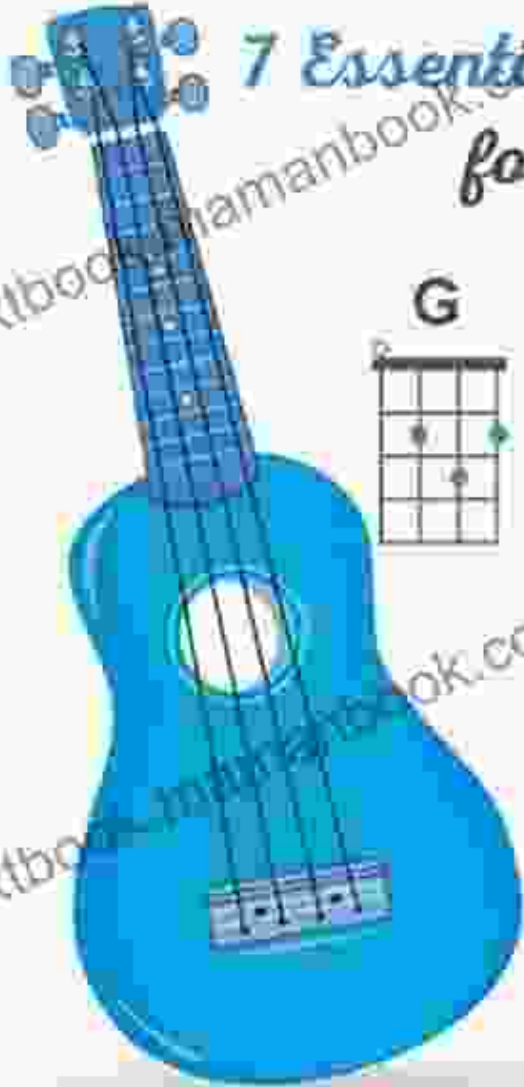
- **Numbers:** Represent the fret you should press on the corresponding string.
- **0:** Denotes an open string (not pressed).
- **X:** Indicates a muted string.
- **h:** A hammer-on technique.
- **p:** A pull-off technique.

/ or \: A slide technique, either ascending or descending.








Chord Chart


Familiarizing yourself with a basic ukulele chord chart is crucial for playing melodies and providing accompaniment. Here's a commonly used chord chart for reference:

| Chord | Diagram | |----|----| | C |



7 Essential Ukulele Chords for Beginners

G 	D7 	C 	F 
C7 	G7 	Gm 	

 takelessons

We Wish You A Merry Christmas

Traditional



Verses 1

C F
We wish you a merry Christmas,
D G
We wish you a merry Christmas,
C E Am
We wish you a merry Christmas
C F G C
And a happy New Year.

Chorus 1

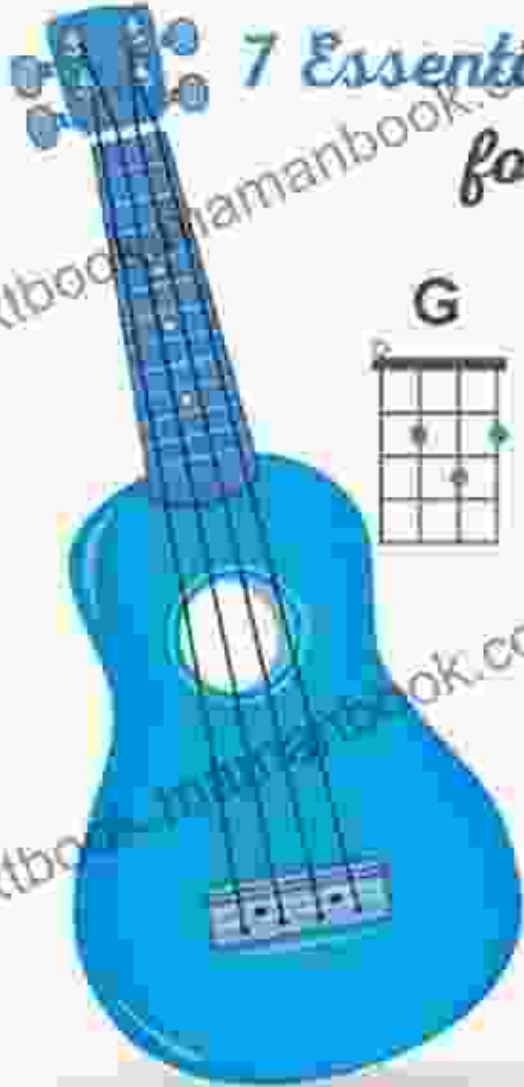
G C D G
Good tidings we bring
E Am D G
To you and your kin
C G D G
We wish you a merry Christmas
C F G C
And a happy New Year

Verses 2








C F
Now bring us some figgy pudding,
D G
Now bring us some figgy pudding,
C E Am
Now bring us some figgy pudding
C F G C
And bring some out late.


Chorus 2

G C D G
Good tidings we bring
E Am D G
To you and your kin
C G D G
We wish you a merry Christmas
C F G C
And a happy New Year.



7 Essential Ukulele Chords for Beginners

G 	D7 	C 	F 
C7 	G7 	Gm 	

 takelessons

We Wish You A Merry Christmas

Traditional



Verses 1

C F
We wish you a merry Christmas,
D G
We wish you a merry Christmas,
C E Am
We wish you a merry Christmas
C F G C
And a happy New Year.

Chorus 1

G C D G
Good tidings we bring
E Am D G
To you and your kin
C G D G
We wish you a merry Christmas
C F G C
And a happy New Year

Verses 2

C F
Now bring us some figgy pudding,
D G
Now bring us some figgy pudding,
C E Am
Now bring us some figgy pudding
C F G C
And bring some out here.

Chorus 2

G C D G
Good tidings we bring
E Am D G
To you and your kin
C G D G
We wish you a merry Christmas
C F G C
And a happy New Year.

We Wish You A Merry Christmas

Traditional



Vers 1

C F
We wish you a merry Christmas,
D G
We wish you a merry Christmas,
C E Am
We wish you a merry Christmas
C F G C
And a happy New Year.

Chorus 1

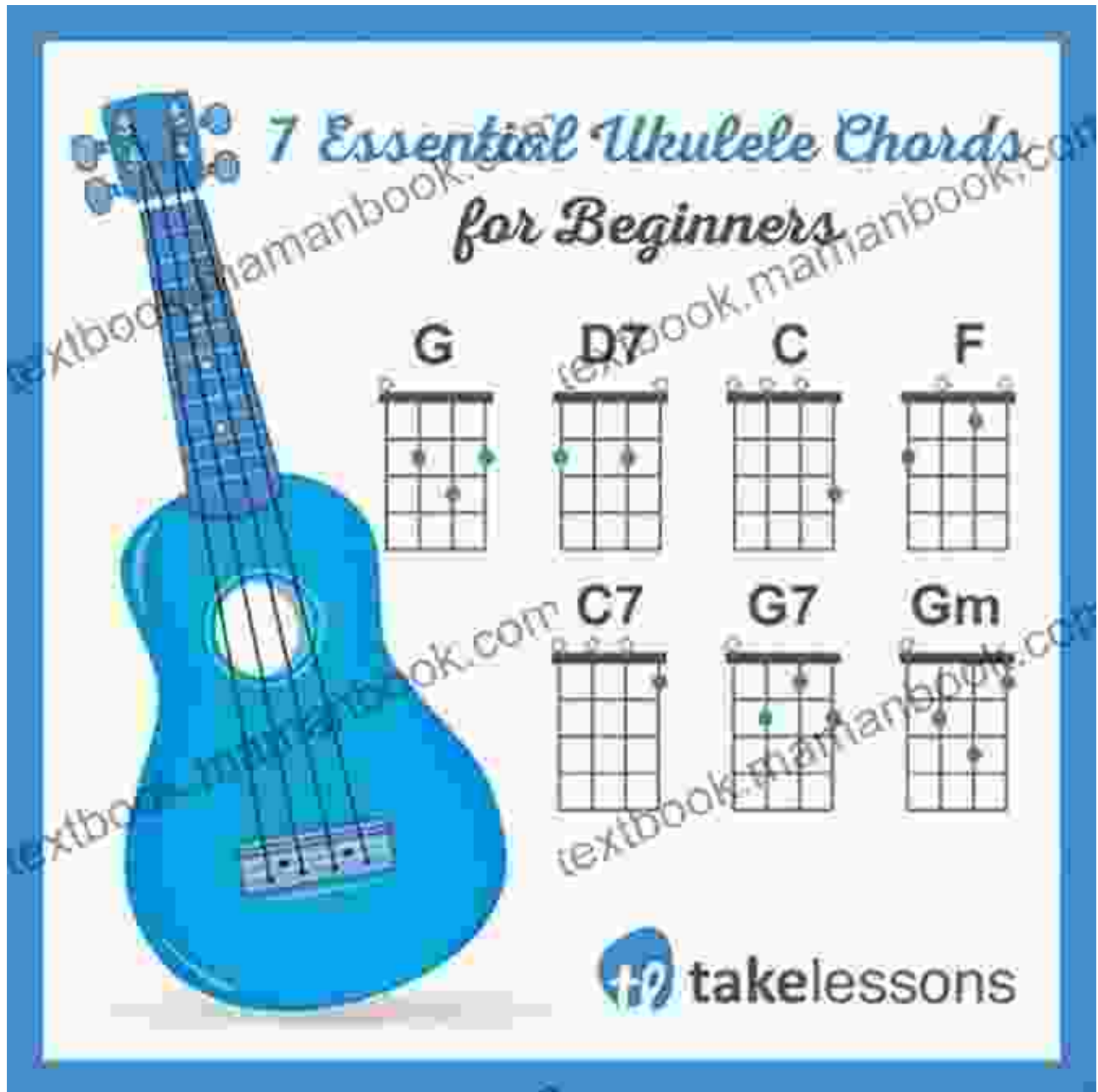
G C D G
Good tidings we bring
E Am D G
To you and your kin
C G D G
We wish you a merry Christmas
C F G C
And a happy New Year

Vers 2

C F
Now bring us some figgy pudding,
D G
Now bring us some figgy pudding,
C E Am
Now bring us some figgy pudding
C F G C
And bring some out here.

Chorus 2

G C D G
Good tidings we bring
E Am D G
To you and your kin
C G D G
We wish you a merry Christmas
C F G C
And a happy New Year.



|

Ukulele Strumming

Once you've mastered the notes and chords, it's time to add rhythm to your playing. Ukulele strumming is a blend of upstrokes and downstrokes that

creates a rhythmic pattern. Here are some common strumming patterns:

- **Down-Up:** A basic strumming pattern where you strum down on the downbeat and up on the upbeat.
- **Down-Down-Up:** A variation of the down-up pattern, where you strum down twice on the first two beats and then up on the third beat.
- **Up-Down-Up-Down:** A more complex pattern that creates a syncopated rhythm.
- **Roll:** A strumming technique where you rapidly alternate between upstrokes and downstrokes, creating a continuous flow of sound.

Playing a Song

Once you're familiar with tabs, scores, and strumming patterns, you're ready to put it all together. Here's a step-by-step process for playing a song:

1. **Find the Tabs or Score:** Locate the tabs or score for the song you want to play.
2. **Familiarize Yourself with the Chords:** Use the chord chart to practice the chords used in the song.
3. **Practice the Strumming Pattern:** Choose a strumming pattern that complements the song's rhythm and practice it until you're comfortable.
4. **Put It All Together:** Combine the chords, tabs, and strumming pattern to play the song.
5. **Refine and Improve:** As you play the song, make adjustments to your strumming or fingerings to enhance the sound and feel.

Tips for Beginners

* **Start Simple:** Begin with easy songs that use basic chords and strumming patterns. * **Practice Regularly:** Consistent practice will develop

your muscle memory and improve your accuracy. * **Use a Metronome:** A metronome helps you maintain a steady rhythm while strumming. * **Listen to the Original:** Listening to the original recording of the song can help you understand the timing, phrasing, and overall feel. * **Don't Give Up:** Learning ukulele takes time and effort. Embrace the process and enjoy the journey.

Tabs, scores, and strumming patterns are the essential tools that will empower you to navigate the world of ukulele playing. Whether you're a seasoned musician or a curious beginner, understanding these concepts will unlock a limitless repertoire of songs you can play. Embrace the learning process, practice regularly, and soon enough, you'll be strumming your favorite tunes with confidence. So grab your ukulele, dive into the world of tabs and scores, and let the music flow through you.



We wish you a Merry Christmas - Solo Guitar Easy Level - Christmas Song In Standard Notation and Tablature for Beginners: TABS and Scores with short TAB description and Chord Chart, Ukulele Strum

by Golden Note

★★★★☆ 4.5 out of 5

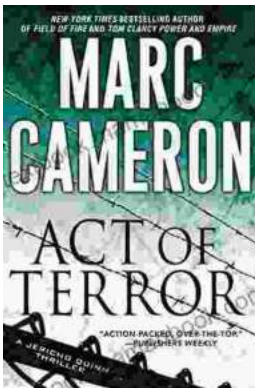
Language : English
File size : 6026 KB
Text-to-Speech : Enabled
Screen Reader : Supported
Enhanced typesetting : Enabled
Print length : 8 pages
Lending : Enabled





Hulusi Darende's Poems: Unraveling the Lyrical Tapestry of a Turkish Mystic

: A Journey into the Heart of Sufi Mysticism Hulusi Darende, a renowned Turkish Sufi poet and mystic of the 13th century, left behind a legacy of profoundly moving poems...



Act of Terror: A Jericho Quinn Thriller

In the heart-pounding thriller Act of Terror, FBI Special Agent Jericho Quinn is called in to investigate a devastating terrorist attack on a major city. As...